

Document
190%
Continuous document
Validity off
Page 1 of 2

Document
Picture
Operation steps
Basic data
Tightening torques
Picture2

AR91.29-P-1420P
Remove/install front seat (seat cushion) adjusting motors
15.12.99

MODELS 203.0 /2, 209

with CODE (241) Memory for electrically adjustable left front seat

with CODE (242a) Memory for electrically adjustable right front seat

with CODE (275a) Memory package (driver's seat, steering column, mirrors)

Shown on model 203







| | |
|-------|--|
| 1 | Paneling |
| 2 | Bolts |
| 3 | Bolts |
| 4 | Bolts |
| M27m1 | Forward and back motor |
| M28m1 | Forward and back motor |
| M27m2 | Rear raise/lower motor |
| M28m2 | Rear raise/lower motor |
| M27m3 | Front raise/lower motor |
| M28m3 | Front raise/lower motor |
| N32/1 | Driver-side front seat adjustment control module with memory |
| N32/2 | Passenger front seat adjustment control module with memory |

PDF created with pdfFactory Pro trial version www.pdffactory.com

Document Page 1 of 2

200% Continuous document Validity off

Document Picture Operation steps Basic data Tightening torques Picture2

|   | Remove/Install | | |
|---|--|--|--------------------------------------|
| 1 | Remove front seat | Model 203 Model 209 | AR91.10-P-1000P AR91.10-P-1000Q |
| 2 | Slacken driver/passenger side front seat adjustment control module with memory (N32/1, N32/2) | | |
| 3 | Disconnect electrical connector from driver/passenger side front seat adjustment control module with memory (N32/1, N32/2) |  Replace only defective motors. | |
| 4 | Unscrew screws (2) from forward/back motor (M27m1, M28m1) | Nm  | *BA91.29-P-1001-01A *000589011000 |
| 5 | Remove forward/back motor (M27m1, M28m1) | | |
| 6 | Remove trim (1) at front seat | | |
| 7 | Unscrew screws (3) from rear raise/lower motor (M27m2, M28m2) | Nm  | *BA91.29-P-1001-01A *000589011000 |
| 8 | Remove rear raise/lower motor (M27m2, M28m2) | | |
| 9 | Unscrew screws (4) from front raise/lower motor (M27m3, M28m3) | Nm  | *BA91.29-P-1001-01A *000589011000 |
| 10 | Remove front raise/lower motor (M27m3, M28m3) | | |
| 11 | Install in the reverse order | | |
| 12 | Check seat adjustment for proper function | | |

16:35 31/05/2015

