











AD07.61-P-6002-03A	Throttle valve actuator signal - ME-SFI idle speed control/electronic accelerator - Testing electrics		
--------------------	---	--	--

⇒ 	Scope of test	Tester/test connection			Operation/ Prerequisite:	Specified value	● Possible cause/ Remedy
1.0 P0120 P0507 P1186 P1580	Throttle valve actuator (M16/6) Signal Actual value potentiometer 1	88 —  (32E)	N3/10  —  —	87 (31E)	Ignition: ON Accelerator pedal position: Idle speed: Full throttle/Kick-down:	4.0-4.6 V < idle speed value	⇒ 1.1 ● Cable ● Actuator (M16/6)
	Actual value potentiometer 2	88 —  (32E)	N3/10  —  —	90 (34E)	Accelerator pedal position: Idle speed: Full throttle/Kick-down:	0.3-0.9 V > idle speed value	
1.1	Voltage supply Actual value potentiometers 1+2	88 —  (32E)	N3/10  —  —	89 (33E)	Ignition: ON	4.75-5.25 V	● Cable ● ME-SFI control module (N3/10)