











# Mercedes Tool

## Automatic Transmission

# 27

Tool Number	Application	Models	
208-0021	<b>CLUTCH PACK COMPRESSOR</b> Compresses clutch packs K1, K2, K3 and brake bands B1 and B2. 1000N.	722.6, 722.8, 722.9	
201-0359	<b>BRAKE BAND PISTON LOADER</b> Assembly tool for brake band piston B1.	720.1, 722.0, 722.1, 722.3, 722.4, 722.5	
201-1243	<b>SNAP RING ASSEMBLY TOOL</b> Installs snap ring on spring plate for K1, K2, B3.	722.3, 722.4, 722.5	
126-0314	<b>CLUTCH PISTON INSTALLING SLEEVE</b> Use to guide the clutch piston K1 (127 mm) and K2 into outer disk carrier (Use with sleeve #201-0214).	722.3, 722.5	
126-1014	<b>CLUTCH PISTON GUIDE SLEEVE</b> Use to guide the clutch piston K1 (118 mm) into the outer disk carrier (Use with sleeve #140-0014).	722.3, 722.5	
140-0014	<b>CLUTCH PISTON GUIDE SLEEVE</b> For guiding clutch piston K1 and K2 into the outer disk carrier. (Use with sleeves #126-0314 and #126-1014).	722.3, 722.5	
126-0414	<b>REVERSE GEAR PISTON GUIDE SLEEVE</b> Use to guide the reverse gear piston into front cover.	722.3, 722.5	
126-0431	<b>AXIAL PLAY PARALLEL REST</b> Use to measure axial play on front and rear planetary gear set.	722.3, 722.4, 722.5	
129-0623	<b>GAUGING DISK</b> For measuring axial play on rear planetary gear set. (HCB A1037-2)	722.3, 722.4, 722.5	
126-0621	<b>MEASURING SCREW</b> For checking free travel on brake band piston B1.	722.3, 722.5	

800-848-6657 Toll Free  
941-927-1414 Intl'  
941-927-1612 Fax













[www.baumtools.com](http://www.baumtools.com)  
[sales@baumtools.com](mailto:sales@baumtools.com)

# Mercedes Tool

## Automatic Transmission



# 27

Tool Number	Application	Models	
201-0114	<b>CLUTCH PISTON GUIDE SLEEVE</b> Installs K1 (135mm) clutch piston into outer disk carrier. 4 speed.	722.4	
201-0214	<b>GUIDE SLEEVE</b> Use to guide reverse gear piston into front cover. 4 speed.	722.4	
201-0721	<b>BRAKE BAND PISTON GAUGE</b> Measuring screw with plate for free travel on brake band piston B1.	722.4	
112-0161	<b>CLUTCH PISTON GUIDE SLEEVE</b> Installs K1 (135mm) 134 ID, 136 OD clutch piston into outer disk carrier.	K4A025, K4C025, K4C025(rein), 722.1	
916-0011	<b>SECONDARY PUMP SCREWDRIVER</b> Use to remove the screw plug on the secondary pump.	K4C025, K4C025(rein.), W4B025, K4A040, W3A040/270, W3A040/310, W3B050	
KK70-2	<b>BALL BEARING PULLER SET</b> Complete set of ball bearing extractors for 6000-6013, 6200-621, 6300-6311 and 6403-6408 type bearings. Replaces #000-9933 and #116-0733. Replacement arms available.	All	
KK17-K	<b>KUKKO BEARING &amp; GEAR PULLER KIT</b> Special reinforced bearing separator and drive cross member for removing bearing inner race from the drive flange on rear wheel bearing. From Kukko of Germany.	All	
KK20-10	<b>GEAR AND BEARING PULLER - SLIDING JAW</b> This 2 arm sliding jaw puller is ideal for transmission and differential gears, ball bearings and tapered roller bearings. For applications requiring longer arms see #KK1-250-P for extra long arms (250mm long).	All	
KK1-250-P	<b>PULLER ARMS - 250mm LONG (2)</b> Extra long arms for puller #KK20-10 allows removal of bearings and gears from long shafts, such as reverse and 5th gear.	All	
KK22-2	<b>INTERNAL EXTRACTOR COUNTER STAY - LARGE</b> Large counter stay for use with Kukko extractor #KK21-3 thru #KK21-8.	All	

800-848-6657 Toll Free  
941-927-1414 Intl'  
941-927-1612 Fax



www.baumtools.com  
sales@baumtools.com

Tool Number	Application	Models	
<b>KK22-1</b>	<b>INTERNAL EXTRACTOR COUNTER STAY - SMALL</b> Small counter stay for use with Kukko extractor #KK21-0 thru #KK21-5. (#000-3333)	All	
<b>KK21</b>	<b>INTERNAL EXTRACTORS</b> Large range of internal extractors for use with #KK22-1 and kk22-2. Sizes range from 5mm to 100mm in diameter.	All	

## SHIFT SHAFT BUSHING INSTALLER



**B7200**

Special pliers for installing the nylon shift shaft bushing found on most Mercedes models. Also works on Ford and other makes.

800-848-6657 Toll Free  
941-927-1414 Intl'  
941-927-1612 Fax





[www.baumtools.com](http://www.baumtools.com)  
[sales@baumtools.com](mailto:sales@baumtools.com)

Tool Number	Application	Models	
220-0061	<b>AIRMATIC STRUT SEAL REMOVER</b> Use to remove the top seal on the front airmatic suspension strut.	W220	<b>NEW</b> 
924-0231	<b>SUSPENSION SPRING COMPRESSOR</b> Compresses front and rear axle springs in the car on models with idler arm and some MacPherson type suspensions. See #H4900 for late model 210, 163, and V class. Telescopic construction range 120mm-325mm.	W116, 123, 124, 126, 129, 140, 170, 201, 202, 210	
iScan-Mercedes	<b>MERCEDES BENZ DATA SCANNER</b> Use to read and reset fault codes, access live data for road tests, activate components and program/code controllers. See inside cover for more details.	W210, 215, 220, 230	
QP1000	<b>TORSION BAR SAVER</b> Torsion bar savers allow replacement of the torsion bar ends with torsion bar still in place in the vehicle.	W123, 126	<b>NEW</b> 
1117J	<b>MACPHERSON STRUT SPRING COMPRESSOR</b> Compresses all types of MacPherson style coil springs front and rear. Includes three sets of jaws (2) for 110, 120 and 130mm springs found in most Mercedes.	W163, 164, 171, 203, 209, 210, 211, 219, 230, 245, 251	<b>NEW</b> 
1117V	<b>MACPHERSON STRUT VICE ADAPTER</b> This vice adapter holds the MacPherson strut when off the vehicle.	All	<b>NEW</b> 
211-0763	<b>EMERGENCY BUMPERS FRONT &amp; REAR</b> Use to move vehicle when airmatic system is disabled during repair.	W211, 219	<b>NEW</b> 
221-0031	<b>EMERGENCY BUMPERS- SET</b> Use to move vehicle when airmatic system is disabled during repair.	W221	<b>NEW</b> 
KK129-0	<b>UNIVERSAL BALL JOINT PULLER 2-STAGE</b> Scissor type puller allows access to difficult to reach and obstructed ball joints. 2-stage action allows removal of spindles up to 50mm in length. Mfg. by Kukko of Germany.	All	
H2594	<b>RETAINER WRENCH</b> Oval retainer for front shocks. Use with ST20-17x19 17mm offset wrench to adjust damper tension.	W107, 108, 109, 111, 113, 114, 115, 116 & 123.	

800-848-6657 Toll Free  
941-927-1414 Intl'  
941-927-1612 Fax



www.baumtools.com  
sales@baumtools.com

Tool Number	Application	Models	
203-0007	<b>SUSPENSION STRUT SOCKET</b> Pin wrench socket for the removal of the suspension strut retainer nut.	W203	
ST20-17x19	<b>DOUBLE OFFSET WRENCHS - 75 degree</b> 17X19mm - Use with #H2594 to adjust shock absorber damper tension. Special deep offset box end wrenches. Use to adjust shock absorber retainer nuts.	All	

## Torsion Bar Saver W123, W126 S-Class

Mercedes S-Class W123 and W126 chassises are prone to failure of the torsion bar end. Over time the torsion bar end gets rusty and eventually the thinner part of the bar will break off rendering the vehicle unsafe to drive. Currently the only way to fix this is to replace the entire torsion bar, which is a major undertaking requiring approximately 20 hours. Most customers are unwilling to spend the money to make the repair.

With this kit the torsion bar can remain on the vehicle and the job takes about 1 hour (much less with experience).



**#QP1000**



- First loosen the upper control arm mount on torsion bar.
- Next remove the bolt, washer and rubber mount from torsion bar end.
- Cut the torsion bar end off to approximately 1/2" back from the thin section.
- Clean end and weld the Torsion Bar Saver in place.
- Install upper control arm outer bushings and tighten.

The kit includes new bushings, washers, bolt and special stainless steel repair piece.

800-848-6657 Toll Free  
941-927-1414 Intl'  
941-927-1612 Fax



[www.baumtools.com](http://www.baumtools.com)  
[sales@baumtools.com](mailto:sales@baumtools.com)

# Mercedes Tool

## Front Axle 33





Tool Number	Application	Models	
<b>B140-0043</b>	<b>LOWER CONTROL ARM BUSHING KIT FRONT &amp; REAR - W140</b> Use to remove and install the front & rear rubber mount bushings from the lower track control arm with the arm in place on the car.	W140	<b>NEW</b> 
<b>B202-0143</b>	<b>LOWER CONTROL ARM BUSHING KIT FRONT &amp; REAR - W202</b> Removal and installation tool for rear rubber mount on the lower wishbone for W170 and W202 chassis. Also installs front mount on W208 chassis.	W170, 202, 208	<b>NEW</b> 
<b>B208-0043</b>	<b>LOWER WISHBONE REAR MOUNT KIT</b> Use to R&R the rear "hydraulic" type bushing on the lower control arm (wishbone).	W208	<b>NEW</b> 
<b>B210-0043</b>	<b>LOWER CONTROL ARM BUSHING KIT FRONT &amp; REAR - W210</b> Puller and installation tool for rubber mount front & rear lower wishbone mount.	W210	<b>NEW</b> 
<b>126-0143</b>	<b>LOWER WISHBONE REMOVER &amp; INSTALLER TOOL</b> Puller and installation tool for rubber mounts-lower wishbone. Also see #B129-0043.	W116, 123, 124, 126, 201	
<b>B220-0643</b>	<b>TORQUE STRUT BUSHING KIT</b> Use to replace the sub frame bushings on the torque strut control rods.	W171, 203, 209, 211, 215, 220, 230	<b>NEW</b> 
<b>385-0007</b>	<b>GROOVE NUT SOCKET</b> Use to remove and install the retaining nut on the supporting jpoint of the bottom wishbone in the front and rear axle.	W163	<b>NEW</b> 
<b>124-0543</b>	<b>BALL BEARING REMOVER &amp; INSTALLER TOOL</b> Puller and installer tool for angular ball bearing from steering knuckle. (4MATIC)	W124.2, 124.3	
<b>220-0061</b>	<b>AIRMATIC STRUT SEAL REMOVER</b> Use to remove the top seal on the front airmatic suspension strut.	W220	<b>NEW</b> 
<b>220-0343</b>	<b>BALL JOINT INSTALLATION PRESS</b> Use to install the ball joint into the steering knuckle on late model S, E, CLK, CLS and SL class.	W211, 215, 219, 220, 230	<b>NEW</b> 

800-848-6657 Toll Free  
941-927-1414 Intl'  
941-927-1612 Fax




[www.baumtools.com](http://www.baumtools.com)  
[sales@baumtools.com](mailto:sales@baumtools.com)



Tool Number	Application	Models	
<b>B129-0343</b>	<b>LOWER WISHBONE SUPPORT JOINT R&amp;R TOOL</b> Use to Remove and install lower ball joint support on the wishbone. Replaces #107-0143.	W124, 129, 201	<b>NEW</b> 
<b>116-0462</b>	<b>BALL JOINT PRESS</b> Presses the ball joint into steering knuckle while the knuckle is in place on the car.	W116, 123, 126	
<b>KK129-0</b>	<b>UNIVERSAL BALL JOINT PULLER 2-STAGE</b> Scissor type puller allows access to difficult to reach and obstructed ball joints. 2-stage action allows removal of spindles up to 50mm in length. Mfg. by Kukko of Germany.	All	
<b>KK128-2</b>	<b>TIE ROD BALL JOINT PULLER - 23-32mm</b> Puller for separating tie rod and steering knuckle ball joints without tearing ball joint boots. Mfg. by Kukko of Germany.	All	

### Balljoint Installation Presses

**W116,W123,W126**



**#116-0462**

Use to install the steering knuckle balljoint on W116, W123 and W126 with the knuckle in the car.

**W124,W201,W129**

**NEW**



**#B129-0343**

Use to install the steering knuckle balljoint on W124, W201 and W129 with the knuckle in the car.

**W211,W215,W219,W220,  
W230**



**#220-0343**

Presses the balljoint into the steering knuckle on W220 as well as W211, W215, W219 and W230 chassis.



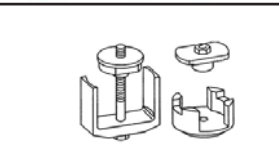






800-848-6657 Toll Free  
941-927-1414 Intl'  
941-927-1612 Fax



[www.baumtools.com](http://www.baumtools.com)  
[sales@baumtools.com](mailto:sales@baumtools.com)

# Mercedes Tool

## Rear Axle 35

Tool Number	Application	Models	
<b>203-0043</b>	<b>REAR AXLE CARRIER MOUNT BUSHING KIT</b> This tool kit allows easy removal and installation of the rear carrier mount front and rear bushings.	W203, 209, R171	<b>NEW</b> 
<b>B201-1143</b>	<b>REAR AXLE CARRIER MOUNT REMOVER &amp; INSTALLER KIT</b> Puller and installation tool for front and rear rubber mount from rear axle carrier. See #202-0343 for 170, 202, and 208 chassis.	W124, 129, 201	
<b>202-0343</b>	<b>REAR AXLE CARRIER MOUNT REMOVER &amp; INSTALLER TOOL</b> Puller and installation tool for rear rubber mount from rear axle carrier. See #201-1143 for 124, 129 and 201 chassis.	W170, 202, 208	
<b>B140-0333</b>	<b>REAR AXLE CARRIER BUSHING MOUNT R &amp; R Kit</b> Use to remove and install the front and rear rubber subframe mount on the rear axle carrier.	W140, 220	<b>NEW</b> 
<b>966-0043</b>	<b>DIFFERENTIAL MOUNT BUSHING REPLACEMENT KIT</b> Use to remove and install the rear differential mount bushings.	W124, 140	
<b>B210-0243</b>	<b>DIFFERENTIAL MOUNT BUSHING REPLACEMENT KIT</b> Use to remove and install rubber differential mount bushings in the center of rear axle assembly.	W210	<b>NEW</b> 
<b>124-0543</b>	<b>WHEEL BEARING REMOVER &amp; INSTALLER TOOL</b> Puller and installer tool for wheel bearing in wheel carrier and installation of rear axle shaft flange.	W1214, 129, 163, 170, 201, 202, 203, 208, 209 and 210.	
<b>385-0007</b>	<b>GROOVE NUT SOCKET</b> Use to remove and install the retaining nut on the supporting jpoint of the bottom wishbone in the front and rear axle.	W163	<b>NEW</b> 
<b>915-0207</b>	<b>REAR AXEL BEARING GROOVE NUT SOCKET</b> Rear axel bearing retainer groove nut socket.	W107, 114, 115, 116, 123, 126	
<b>915-0107</b>	<b>REAR AXLE FLANGE GROOVE NUT SOCKET</b> Differential drive pinion flange groove nut socket for use on models with constant velocity joint axels.	W107, 114, 115, 116, 123	

800-848-6657 Toll Free  
941-927-1414 Intl'  
941-927-1612 Fax













[www.baumtools.com](http://www.baumtools.com)  
[sales@baumtools.com](mailto:sales@baumtools.com)



# Mercedes Tool






## Rear Axle 35

Tool Number	Application	Models	
111-0507	<b>GROOVE NUT SOCKET - SWING AXEL</b> Removes swing axle flange groove nuts.	W108, 109, 110, 111, 113	
ST51-30	<b>DRIVE FLANGE SOCKET - 30mm EXTRA DEEP</b> 12 point 1/2" DR. with thin walls and deep broaching for collar nut on drive flange.	W107, 123, 124, 126, 129, 140, 168, 170, 201, 202, 208, 210, 463	
201-0009	<b>PINION FLANGE SOCKET - 27mm 3/4" DRIVE</b> Pinion joint flange 12 point socket. Use to remove special retaining nut in late model cars.	W124, 170, 201, 202, 210	
ST3004	<b>HEX HEAD SOCKET 12mm XZN X 55mm 1/2"DR.</b> XZN Hex Head Socket-12mm x 55mm 1/2" drive with special short format for rear axle spring link. (119-589-0010)	W215, 220	
ST3676	<b>OIL DRAIN WRENCH - 14mm HEX X 13mm BOX</b> Use for oil service on later models requiring longer bit and smaller ring. For oil, differential and transmission drain plugs. (#117-0207)	W107, 123, 124, 126, 129, 140, 170, 201, 202, 208, 210, 220	
H985-14	<b>OIL DRAIN HEX HEAD SOCKET 14mm 1/2" DRIVE</b> Short body allows easy removal of oil, differential and transmission drain plugs.	All	
KK21	<b>INTERNAL EXTRACTORS</b> Large range of internal extractors for use with #KK22-1 and kk22-2. Sizes range from 5mm to 100mm in diameter.	All	
KK22-1	<b>INTERNAL EXTRACTOR COUNTER STAY - SMALL</b> Small counter stay for use with Kukko extractor #KK21-0 thru #KK21-5. (#000-3333)	All	
KK22-2	<b>INTERNAL EXTRACTOR COUNTER STAY - LARGE</b> Large counter stay for use with Kukko extractor #KK21-3 thru #KK21-8.	All	
ST54-14	<b>OIL DRAIN SOCKET - 14mm</b> Use to remove and install 14mm oil drain plugs in rear axle.	W107, 123, 124, 126, 129, 140, 170, 201, 202, 203, 208, 210, 215, 220, 230	

800-848-6657 Toll Free  
941-927-1414 Intl'  
941-927-1612 Fax



www.baumtools.com  
sales@baumtools.com

Tool Number	Application	Models	
124-1763	<b>WHEEL WEIGHT TOOL</b> Special tool for the removal and installation of wheel weights.	All	
341C	<b>TOE IN GAUGE</b> Universal toe-in gauge allows quick and easy adjustment of front end toe without the use of a lift.	All	
M0030	<b>WHEEL ALIGNMENT GUIDES</b> Use in place of 2 lug bolts to hold wheel in place while installing other lug bolts 12X1.5mm	All	
M0030A	<b>WHEEL ALIGNMENT GUIDES</b> Use in place of 2 lug bolts to hold wheel in place while installing other lug bolts 14X1.5mm.	All	
B1147-48	<b>WHEEL RING SOCKET SET</b> Special Decagon (10 sided) sockets for removal of triplet aluminum alloy steel ring on special SL wheels.	W230	<b>NEW</b> 








800-848-6657 Toll Free  
941-927-1414 Intl'  
941-927-1612 Fax



[www.baumtools.com](http://www.baumtools.com)  
[sales@baumtools.com](mailto:sales@baumtools.com)

# Mercedes Tool



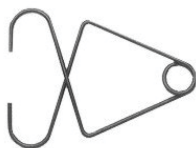







## Drive Shaft 41

Tool Number	Application	Models	
<b>KK20-10</b>	<b>GEAR AND BEARING PULLER - SLIDING JAW</b> This 2 arm sliding jaw puller is ideal for transmission and differential gears, ball bearings and tapered roller bearings. For applications requiring longer arms see #KK1-250-P for extra long arms (250mm long).	All	
<b>KK1-250-P</b>	<b>PULLER ARMS - 250mm LONG (2)</b> Extra long arms for puller #KK20-10 allows removal of bearings and gears from long shafts, such as reverse and 5th gear.	All	
<b>T9A-46</b>	<b>VERY THIN WRENCH - 46mm</b> Use to remove driveshaft lock nuts. See # T9A-41 Also see #T9A-SET.	107, 108, 109, 111, 113, 114, 115, 116, 123, 126	
<b>T9A-41</b>	<b>VERY THIN WRENCH - 41mm</b> Use to remove driveshaft lock nuts.	107, 108, 109, 111, 113, 114, 115, 116, 123, 126, 201	
<b>T9A-SET</b>	<b>VERY THIN WRENCH SET</b> Set of 6 very thin wrenchs for use in a variety of situations. Sizes 24mm, 27mm, 32mm, 36mm, 42mm, 46mm	All Models	<b>NEW</b> 

800-848-6657 Toll Free  
941-927-1414 Intl'  
941-927-1612 Fax



[www.baumtools.com](http://www.baumtools.com)  
[sales@baumtools.com](mailto:sales@baumtools.com)

Tool Number	Application	Models	
<b>KK126-00</b>	<b>PISTON CALIPER PRESS</b> Use to press calipers back into assembly for easy installation of pads.	ALL	
<b>KK126-01</b>	<b>BRAKE PAD EXTRACTOR</b> Use to pull out brake pads from caliper body.	All	
<b>KK126-02</b>	<b>BRAKE PISTON CLAMP</b> Use to hold the brake piston/caliper assembly with the brake hose attached during assembly or removal.	All	
<b>KK126-03</b>	<b>BRAKE PISTON TURNING PLIER</b> Use to rotate piston caliper during installation.	ALL	
<b>ST12373</b>	<b>BRAKE CALIPER BRUSH</b> Wire brush for cleaning of fixed brake calipers and shoes.	All	
<b>ST440-14</b>	<b>CROWFOOT SOCKET - 14mm 1/4" DRIVE</b> Use for SBC hydraulic lines.	W211, 215, 219, 220, 230, 240	<b>NEW</b> 
<b>000-3523</b>	<b>BRAKE PISTON ANGLE GAUGE - 20 DEGREE 38mm &amp; 35mm</b> Use to set the brake piston angle on 35mm & 38mm diameter pistons.	W107, 114, 115, 116, 123, 124, 126, 129, 140, 201, 202	
<b>112-0961</b>	<b>BRAKE SPRING INSTALLER</b> Use to replace parking brake pressure spring.	All	
<b>116-0162</b>	<b>PARKING BRAKE SPRING HOOK</b> Use to remove and install parking brake return spring.	All	
<b>ST3006</b>	<b>BRAKE BLEEDING WRENCH - 9mm</b> Special wrench with attached 100mm hose for quick brake bleeding. 9mm	All	

800-848-6657 Toll Free  
941-927-1414 Intl'  
941-927-1612 Fax






[www.baumtools.com](http://www.baumtools.com)  
[sales@baumtools.com](mailto:sales@baumtools.com)

# Mercedes Tool

## Brakes

42

Tool Number	Application	Models	
<b>ST4335-11</b>	<b>BRAKE BLEEDING WRENCH - 11mm</b> Hollow tubular wrench allows brake line to pass through when bleeding brakes.		
<b>ST4335-9</b>	<b>BRAKE BLEEDING WRENCH - 9mm</b> Hollow tubular wrench allows brake line to pass through when bleeding brakes.		
<b>H797</b>	<b>BRAKE SPRING PLIERS</b> Use to remove and install brake shoe check spring on glued or riveted brakes. Moveable claw locks in any position desired.		

800-848-6657 Toll Free  
941-927-1414 Intl'  
941-927-1612 Fax



[www.baumtools.com](http://www.baumtools.com)  
[sales@baumtools.com](mailto:sales@baumtools.com)



# Mercedes Tool

## Steering 46

Tool Number	Application	Models	
<b>B900-0059K</b>	<b>IGNITION AND DASH KIT</b> Kit includes early and late model ignition switch cover grippers, retainer nut socket (6/97 and newer), ignition lock release pins, dash removal hooks and radio release keys.	W126, 129, 140, 163, 170, 202, 210, 211, 220, 230, 240, 414, 463	<b>NEW</b> 
<b>900-0059K</b>	<b>DASHBOARD SERVICE TOOL KIT</b> Ignition Lock Removal Pins - 124, 126, 201, Dash Hooks -107, 116, 123, 124, 126, 140, 201, Radio Removal Keys - 129, 140, 202, 210.	W107, 123, 124, 126, 129, 140, 201	<b>NEW</b> 
<b>210-0007</b>	<b>IGNITION LOCK COVER REMOVER</b> Special socket for removal of ignition lock cover. Replaces Mercedes #129 589 00 007 00.	W129, 140, 164, 169, 171, 199, 202, 203, 208, 209, 210, 211, 215, 219, 220, 221, 230, 240, 245, 251, 414,	
<b>202-0014</b>	<b>IGNITION LOCK REMOVING SLEEVE</b> Use to aid in removal and installation of the ignition lock cover. Also see #210-0007	W126, 129, 140, 163, 170, 202, 210, 414	
<b>126-0714</b>	<b>IGNITION LOCK COVER REMOVER</b> Rubberized interior allows easy turning of inner lock cover particularly on W126-and 124 chassis. Use with tool # 900-0059.	W116, 123, 124, 126, 201	
<b>900-0059</b>	<b>IGNITION LOCK RELEASE WIRES</b> Wires allow depression of lock retainers for easy removal of ignition switch. Use with tool # 126-0714 or #202-0014	W126, 124, 129, 140, 201, 210	
<b>H4550-2</b>	<b>CROWFOOT LINE WRENCH - 19mm</b> Use to remove and install high pressure hose at steering pump. (#314-0103)	W124, 129, 140, 201, 202	<b>DIESEL</b> 
<b>116-0621</b>	<b>STEERING POSITION CHECK SCREW</b> Use to center steering gear for correct positioning of steering wheel during installation.	W107, 114, 115, 116, 123, 126 (LS90, L1Z)	
<b>201-0821</b>	<b>STEERING POSITION CHECK SCREW</b> Use to center steering gear for correct positioning of steering wheel during installation.	W107, 114, 115, 123, 201 (LS1, L1Z, LS68)	
<b>201-0621</b>	<b>STEERING POSITION CHECK SCREW</b> Use to center steering gear for correct positioning of steering wheel during installation.	W124, 201, (LS68)	

800-848-6657 Toll Free  
941-927-1414 Intl'  
941-927-1612 Fax



[www.baumtools.com](http://www.baumtools.com)  
[sales@baumtools.com](mailto:sales@baumtools.com)

# Mercedes Tool

## Steering 46

Tool Number	Application	Models	
108-0233	<b>STEERING PUMP PULLEY PULLER COLLET TYPE</b> Short format of this puller allows it to remove the pump pulley without removing hoses or radiators on some models.	All	
202-0133	<b>DRAG LINK PULLER</b> Use to remove drag link ball joint. Use with pad #129-1063.	W202	
KK204-1	<b>PITMAN ARM PULLER</b> Heavy duty puller with reenforcing cross member for removing pitman arms and drag link arms.	All	
KK129-0	<b>UNIVERSAL BALL JOINT PULLER 2-STAGE</b> Scissor type puller allows access to difficult to reach and obstructed ball joints. 2-stage action allows removal of spindles up to 50mm in length. Mfg. by Kukko of Germany.	All	
KK128-2	<b>TIE ROD BALL JOINT PULLER - 23-32mm</b> Puller for separating tie rod and steering knuckle ball joints without tearing ball joint boots. Mfg. by Kukko of Germany.	All	
ST1445	<b>TAMPER PROOF TORX BIT - T30</b> Special bit for R&R of screws on airbag control units and sensor mounts.	W124, 126, 129, 201	
ST1295	<b>TORX - T30 X 90mm LONG ST1295</b> Use to remove screws holding Airbag cover on steering wheel.	All Chassis	







800-848-6657 Toll Free  
941-927-1414 Intl'  
941-927-1612 Fax



[www.baumtools.com](http://www.baumtools.com)  
[sales@baumtools.com](mailto:sales@baumtools.com)

# Mercedes Tool

## Fuel Supply 47

Tool Number	Application	Models	
210-0107	<b>FUEL TANK SENDER PIN WRENCH - 5mm</b> Pin wrench for removing and installing lever-type fuel level sensor.	W140, 210	
202-0007	<b>FUEL SENDER PIN WRENCH</b> Use to remove fuel sender retainer nut.	W202	
203-0107	<b>FUEL TANK SENDER SPIDER WRENCH</b> Use to remove and install the locking ring of the fuel tank delivery sensor unit.	W163, 203	
163-0037	<b>FUEL PIPE CONNECTION PLIERS</b> Allows quick release of fuel pipe connections (quick couplers), particularly the fuel pump connection to delivery sensor unit.	W163, 203	
202-0190	<b>TANK CAP WITH PRESSURE HOSE</b> Use to facilitate pressure build-up.	W202	
M0035A	<b>GAS TANK SOCKET - 46mm</b> Use to remove fuel tank filter body and fuel gauge sending units.	All	

800-848-6657 Toll Free  
941-927-1414 Intl'  
941-927-1612 Fax













[www.baumtools.com](http://www.baumtools.com)  
[sales@baumtools.com](mailto:sales@baumtools.com)

# Mercedes Tool

## Instrument Cluster

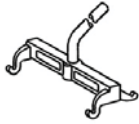
# 54

Tool Number	Application	Models	
<b>B900-0059K</b>	<b>IGNITION AND DASH KIT</b> Kit includes early and late model ignition switch cover grippers, retainer nut socket (6/97 and newer), ignition lock release pins, dash removal hooks and radio release keys.	W126, 129, 140, 163, 170, 202, 210, 211, 220, 230, 240, 414, 463	<b>NEW</b> 
<b>140-1463</b>	<b>MUSHROOM 38 PIN BREAK-OUT ADAPTER</b> Allows easy access to the 38-pin diagnostic socket when using scanners CS2000, CS1000 or with a standard DMM.	W129, 140, 170, 202, 203, 208, 210, 220	
<b>ST1520</b>	<b>KABLEX CONNECTOR KIT - MERCEDES</b> Includes: Round contact pin extractor 1.5mm & 2.5mm, Flat plug contact removers for 2.8mm, 2-prong contacts 5.8mm, 1.6mm Micro-Timer II and III, 9.5mm Maxi-Power Timer, 5.5, 8.5mm and twin secondary lock device and E-95 extractor.	All	
<b>140-1321</b>	<b>CLOSED-CIRCUIT CURRENT TEST ADAPTER 2</b> For checking closed-circuit current consumption of electric circuit (for maxi-flat pin fuses).	R129 as of 1.9.95, W140, 163, 168, 171, 202, 208, 210, 220	
<b>140-1221</b>	<b>CLOSED-CIRCUIT CURRENT TEST ADAPTER 1</b> Closed-circuit current test adapter 1 for testing closed-circuit current consumption of electric circuit	R129 as of 1.9.95, W140, 163, 168, 170, 202, 208, 210, 220	
<b>220-0099-33</b>	<b>TEST CABLE - RELAY BRIDGE</b> 16 ampere fused cable for protection of electrical components against faulty contacts.	W107, 123, 124, 126, 129, 140, 170, 201, 202, 203, 208, 209, 210, 211, 215, 220, 230, 461, 463	<b>NEW</b> 
<b>B1630</b>	<b>RESISTANCE SUBSTITUTION BOX</b> Resistance substitution box allows testing and calibration of dash gauges, injection system sensors, cruise control, and anti theft systems. (#124-0963)	All	
<b>140-0233</b>	<b>INSTRUMENT CLUSTER PULLER HOOKS (2 PIECES)</b> Use to remove and install instrument cluster.	W124, 126, 129, 140, 168, 170, 201, 202, 208, 210, 463	
<b>110-0059</b>	<b>PULLING HOOKS - DASH</b> Wide flat hooks for instrument clusters on older models.	W107, 108, 109, 111, 114, 115, 116, 123, 125	
<b>129-0109</b>	<b>BULB HOLDING TOOL</b> Use to remove and install socket bulbs in instrument cluster without having to remove complete instrument cluster.	W129, 140, 163, 170, 202, 208, 210, 220	

800-848-6657 Toll Free  
941-927-1414 Intl'  
941-927-1612 Fax



[www.baumtools.com](http://www.baumtools.com)  
[sales@baumtools.com](mailto:sales@baumtools.com)

Tool Number	Application	Models	
140-0133	<b>MOUNTING LEVER</b> For module from module box.	W124, 129, 140	

## Radio Removal Tool Master Kit #B9059M (46 Pieces)



- 1) Kenwood II (1998-2001)
- 2) Sony II ab 2002
- 3) Kenwood III (ab 2002)
- 4) Pioneer & JVC
- 5) Sony I (since 2001)
- 6) Panasonic
- 6A) Panasonic 2006
- 7) Mercedes Benz & BMW
- 8) Mercedes Benz & BMW
- 9) Mercedes Benz & BMW
- 10) Clarion - New
- 11) Clarion - Old
- 12) Fiat Brava
- 13) Opel
- 14) Blaupunkt, Grundig, (VW, Audi, Ford)
- 15) BMW
- 16) Becker - VW, Audi, Mercedes Benz
- 17) Becker - Porsche, Mercedes Benz
- 18) VW
- 19) BMW, Opel - Linbus
- 20) Becker - New (since 2002)
- 21) Skoda - New (since 2002)
- 22) Blaupunkt - New (since 2002)

800-848-6657 Toll Free  
941-927-1414 Intl'  
941-927-1612 Fax











[www.baumtools.com](http://www.baumtools.com)  
[sales@baumtools.com](mailto:sales@baumtools.com)



# Mercedes Tool

## Electrical Equipment

# 82

Tool Number	Application	Models	
<b>DBL800</b>	<b>DEUTRONIC POWER SUPPLY/BATTERY CHARGER</b> Microprocessor controlled charger/power supply to maintain power levels during programming and diagnostics. Microprocessor controlled charging, measuring and monitoring. Built-in interface for computer, programming unit, printer and large display.	All Models.	<b>NEW</b> 
<b>900-0059K</b>	<b>DASHBOARD SERVICE TOOL KIT</b> Ignition Lock Removal Pins - 124, 126, 201, Dash Hooks -107, 116, 123, 124, 126, 140, 201, Radio Removal Keys - 129, 140, 202, 210.	W107, 123, 124, 126, 129, 140, 201	<b>NEW</b> 
<b>ST1520</b>	<b>KABLEX CONNECTOR KIT - MERCEDES</b> Includes: Round contact pin extractor 1.5mm & 2.5mm, Flat plug contact removers for 2.8mm, 2-prong contacts 5.8mm, 1.6mm Micro-Timer II and III, 9.5mm Maxi-Power Timer, 5.5, 8,5mm and twin secondary lock device and E-95 extractor.	All	
<b>B1630</b>	<b>RESISTANCE SUBSTITUTION BOX</b> Resistance substitution box allows testing and calibration of dash gauges, injection system sensors, cruise control, and anti theft systems. (#124-0963)	All	
<b>129-0005</b>	<b>REMOVAL PLATE (2 PIECES)</b> Use for removal of radio	R129	
<b>126-0007</b>	<b>ANTENNA SPANNER WRENCH</b> Antenna mast mounting nut.	W107, 123, 126	
<b>KK43-2</b>	<b>BEARING &amp; RACE PULLER</b> Small puller for use on battery terminals, small gears and bearings.	All	
<b>611250</b>	<b>RELAY PLIERS</b> Allows easy removal of 'BOSCH' relays in even the tightest locations.	All	<b>NEW</b> 

800-848-6657 Toll Free  
941-927-1414 Intl'  
941-927-1612 Fax



www.baumtools.com  
sales@baumtools.com

# Mercedes Tool

## Heating & Air Conditioning

# 83

Tool Number	Application	Models	
<b>iScan-Mercedes</b>	<b>MERCEDES BENZ DATA SCANNER</b> Use to read and reset fault codes and access live data.	All from 1988	
<b>CS2-CMP38</b>	<b>MERCEDES 38 PIN MULTIPLEXER</b> Use with the CS2000 scanner to automatically switch from one system to another, when performing diagnostics. Can only be used with version 3.6F or PV1.21F or later software. Use with B140-1463A for longer extension.	From 1992-2000	
<b>140-1463</b>	<b>MUSHROOM 38 PIN BREAK-OUT ADAPTER</b> Allows easy access to the 38-pin diagnostic socket when using scanners CS2000, CS1000 or with a standard DMM.	W129, 140, 170, 202, 203, 208, 210, 220	
<b>B140-1463A</b>	<b>38 PIN X 38 PIN 7' EXT CABLE</b> Extension cable allows use of test equipment while driving or on dynamometer.	W124, 129, 140, 202, 208, 210	<b>HOT</b> 
<b>203-0010</b>	<b>CONDENSOR FLUID RESERVOIR SOCKET</b> Used to remove and install screw plug on condensor fluid reservoir.	W171, 203, 209	<b>NEW</b> 
<b>ST440-17</b>	<b>CROWFOOT LINE WRENCH - 17mm 3/8" DRIVE</b> Use to access hard to reach A/C expansion valves.	M107, 123, 124, 126, 140, 170, 201, 202, 203, 210, 215, 220, 461, 463	
<b>ST440-19</b>	<b>CROWFOOT LINE WRENCH - 19mm 3/8" DRIVE</b> Use to access hard to reach A/C expansion valves.	M107, 123, 124, 126, 129, 140, 170, 201, 202, 203, 210, 215, 220, 461, 463	
<b>ST440-22</b>	<b>CROWFOOT LINE WRENCH - 22mm 3/8" DRIVE</b> Use to access hard to reach A/C expansion valves.	M107, 123, 124, 126, 140, 170, 201, 202, 203, 210, 215, 220, 461, 463	
<b>ST440-24</b>	<b>CROWFOOT LINE WRENCH - 24mm 3/8" DRIVE</b> Use to access hard to reach A/C expansion valves.	M107, 123, 124, 126, 140, 170, 201, 202, 203, 210, 215, 220, 461, 463	









800-848-6657 Toll Free  
941-927-1414 Intl'  
941-927-1612 Fax



[www.baumtools.com](http://www.baumtools.com)  
[sales@baumtools.com](mailto:sales@baumtools.com)

# Mercedes Tool

## Body - General B

Tool Number	Application	Models	
<b>AS4750</b>	<b>5-POINT TAMPER PROOF (TBI) BIT SET</b> Use on air mass meter elements, transmissions, Ignition locks,	All	<b>NEW</b> 
<b>140-0233</b>	<b>INSTRUMENT CLUSTER PULLER HOOKS (2 PIECES)</b> Use for various assembly/disassembly jobs, such as, removing clipped panels and covers	W208, 168, 170, 210	
<b>B2014</b>	<b>PANEL POPPER KIT</b> Set of 4 panel poppers for removing panels and trim on all types of vehicles.	All	<b>NEW</b> 
<b>B2015</b>	<b>PANEL AND TRIM KIT</b> Use this 6 piece set of tools to remove panels and trim without damage.	All	<b>NEW</b> 
<b>900-0072</b>	<b>GREASE GUN - DOOR HINGE</b> Use to lubricate door hinges.	All	
<b>B277-477</b>	<b>PLASTIC WEDGE SET</b> Use to remove wood and plastic trim pieces, door panels and dashboard without damage.	All	
<b>T9A-SET</b>	<b>VERY THIN WRENCH SET</b> Set of 6 very thin wrenches for use in a variety of situations. Sizes 24mm, 27mm, 32mm, 36mm, 42mm, 46mm	All Models	<b>NEW</b> 
<b>28</b>	<b>HEAVY DUTY STUD REMOVAL KIT</b> Ideal for pulling threaded studs with a heavy duty impact wrench. Kit includes: bolt, sleeve and 14 collets Collet sizes include: 6x1.0, 7x1.0, 8x1.0, 8x1.25, 9x1.0, 9x1.25, 10x1.25, 10x1.50, 12x1.25, 12x1.50, 14x1.50, 14x2.0, 16x1.5, 16x2.0mm.	All	<b>NEW</b> 

800-848-6657 Toll Free  
941-927-1414 Int'l  
941-927-1612 Fax









[www.baumtools.com](http://www.baumtools.com)  
[sales@baumtools.com](mailto:sales@baumtools.com)

# Mercedes Tool

## Diagnostics



### D

Tool Number	Application	Models	
<b>SDS-BASIC</b>	<b>STAR BASIC DIAGNOSTIC SYSTEM</b> Mercedes Star Basic factory diagnostic system includes DAS. WIS sold separately.	All from 1988	<b>NEW</b> 
<b>SDS-COMPACT3</b>	<b>STAR DIAGNOSTIC SYSTEM - COMPACT 3</b> Mercedes factory diagnostic system. Includes DAS and WIS systems.	All from 1988	<b>NEW</b> 
<b>DBL800</b>	<b>DEUTRONIC POWER SUPPLY/BATTERY CHARGER</b> Microprocessor controlled charger/power supply to maintain power levels during programming and diagnostics. Microprocessor controlled charging, measuring and monitoring. Built-in interface for computer, programming unit, printer and large display.	All Models.	<b>NEW</b> 
<b>iScan-Mercedes</b>	<b>MERCEDES BENZ DATA SCANNER</b> Use to read and reset fault codes, access live data for road tests, activate components and program/code controllers. See inside cover for more details.	All from 1988	
<b>CS2-CMP38</b>	<b>MERCEDES 38 PIN MULTIPLEXER</b> Use with the CS2000 scanner to automatically switch from one system to another, when performing diagnostics. Can only be used with version 3.6F or PV1.21F or later software. Use with B140-1463A for longer extension.	From 1992-2000	
<b>OBD2-QS</b>	<b>OBD-II / EOBD FAULT CODE READER</b> Quick scan reads and resets OBD-II and EOBD fault codes. Comes with instruction manual with over 2000 fault code definitions.	All models 1994-2006	<b>NEW</b> 
<b>PUB-2579-00</b>	<b>MERCEDES TROUBLE CODE MANUAL</b> Contains fault codes for self diagnostic systems from 1986 through 2000. Contains all analog and most digital codes for all diagnostic systems.	All	
<b>909-0021</b>	<b>LAMDA CONTROL LOOP TESTER - 100/100IR</b> Ratio meter for checking on/off ratio and setting CO levels. Includes late models 100/100IR setting. Connects directly to round 8-pin diagnostic plug. Models 1980-93.	All	
<b>M99</b>	<b>LAMBDA CONTROL TESTER</b> Open/closed loop tester allows analysis on lambda feedback loop. Use to set CO level, check O2 sensor and ECU for proper rich/lean response. Self detects proper wires on 4 wire O2 sensors.	All O2 Sensor Equipped	
<b>140-1463</b>	<b>MUSHROOM 38 PIN BREAK-OUT ADAPTER</b> Allows easy access to the 38-pin diagnostic socket when using scanners CS2000, CS1000 or with a standard DMM.	W129, 140, 170, 202, 203, 208, 210, 220	

800-848-6657 Toll Free  
941-927-1414 Int'l  
941-927-1612 Fax



www.baumtools.com  
sales@baumtools.com

Tool Number	Application	Models	
<b>B140-1463A</b>	<b>38 PIN X 38 PIN 7' EXT CABLE</b> Extension cable allows use of test equipment while driving or on dynamometer.	W124, 129, 140, 202, 208, 210	<b>HOT</b> 
<b>102-0463</b>	<b>TEST HARNESS - EHA</b> Tests CIS-E electronic idle speed control with standard multimeter. (VOM-DMM)	W102, 103, 112, 113, 116, 117	

## Computer Controller Battery Charger/Analyzer/Conditioner





## DBL-800

- Microprocessor controlled charging, testing and monitoring of batteries.
- Switable option to an adjustable power supply for programming/flashing of vehicle controllers.
- Short circuit and reverse polarity protected.
- Built-in interface for connection to computer, programming units, printers and large displays.
- Fully protected against defective/shorted batteries.
- Deep discharge refresh function for sulphated batteries (special software optional).
- Sparking is avoided by microprocessor controlled time-delay current turn-on. This allows battery terminal clamps to be connected with unit on.
- Various charging programs included for refreshing batteries with differing fault conditions



# Mercedes Tool

**KABLEX  
K**

Tool Number	Application	Models	
<b>ST1520</b>	<b>KABLEX CONNECTOR KIT - MERCEDES</b> Includes: Round contact pin extractor 1.5mm & 2.5mm, Flat plug contact removers for 2.8mm, 2-prong contacts 5.8mm, 1.6mm Micro-Timer II and III, 9.5mm Maxi-Power Timer, 5.5, 8,5mm and twin secondary lock device and E-95 extractor.	All	
<b>ST1501/1511</b>	<b>CONTACT EXTRACTOR (ROUND) - 1.5mm</b> Use to remove the round contacts with locking feathers. Replaceable tips available as #ST1511. Also in kit #ST1550.	All	
<b>ST1504/1514</b>	<b>CONTACT EXTRACTOR (ROUND) - 2.5mm</b> Use to remove the round contacts with locking feathers. Replaceable tips available as #ST1514. Also in kit #ST1550.	All	
<b>ST1553</b>	<b>CONTACT EXTRACTOR (FLAT) - 2.8, 5.8mm</b> Use to remove double size flat contacts with single release channel.	All	
<b>ST1591</b>	<b>CONTACT EXTRACTOR (2 PIN DBGM) - 2.8, 5.8mm</b> Use to remove flat plug-in sockets in terminals with two release channels. (#210-0233)	All	
<b>ST1586</b>	<b>CABLE CONNECTOR EXTRACTOR - LARGE TWIN</b> Use to release secondary locking devices of relay panels and junction boxes on DaimlerChrysler models.	All	
<b>ST1584</b>	<b>CONTACT EXTRACTOR (ROUND SOLDERED) - 4.0mm</b> Use to release round soldered terminals from sockets. Center channel allows easy routing of wire without damage.	All	
<b>ST1585</b>	<b>CONTACT EXTRACTOR (ROUND SOLDERED) - 2.5mm</b> Use to release round soldered terminals from sockets. Center channel allows easy routing of wire without damage.	All	
<b>ST1587</b>	<b>CONTACT EXTRACTOR (FLAT) - E-95</b> DBGM, for flat plug-in sockets using E-95 contacts. (#210-0133)	All	
<b>ST1588</b>	<b>FUSE CONTACT EXTRACTOR</b> Use to remove the Grote Hartmann GSK-Flat Fuse Contacts (1-, 2-, 3 terminal version; 2, 4 and 6 locking tongues). (#202-0333)	All	

800-848-6657 Toll Free  
941-927-1414 Intl'  
941-927-1612 Fax



[www.baumtools.com](http://www.baumtools.com)  
[sales@baumtools.com](mailto:sales@baumtools.com)